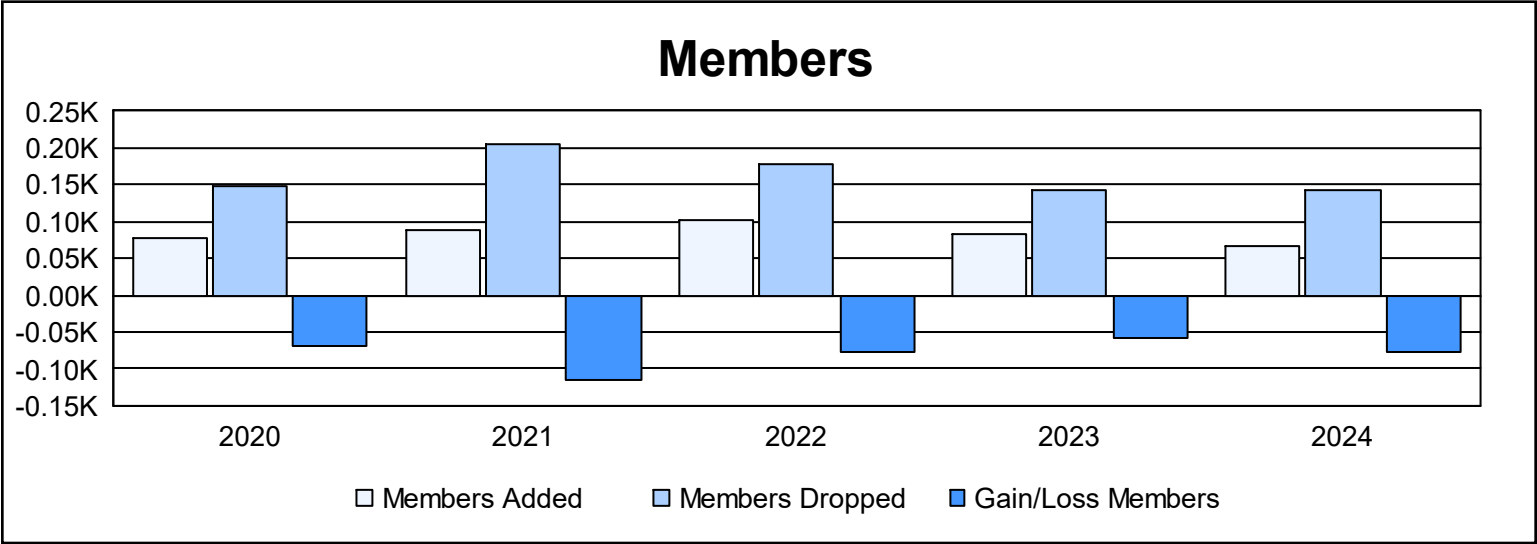
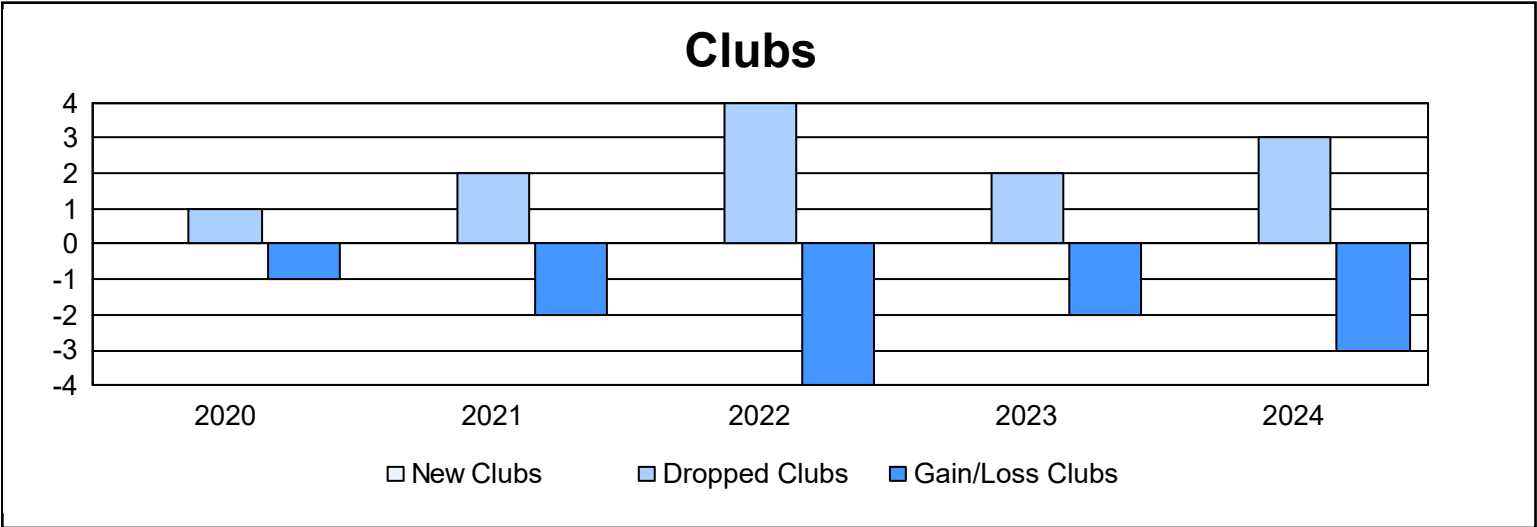
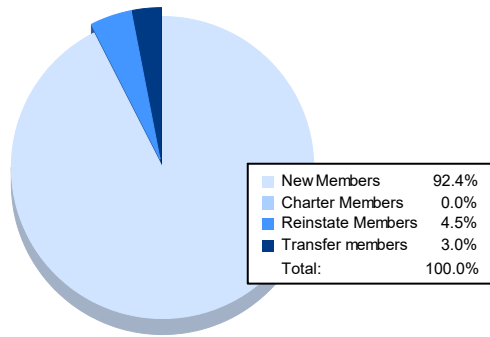


| Year      | New Clubs | Dropped Clubs | Gain/ Loss Clubs | New Members | Charter Members | Reinstate Members | Transfer Members | Total Member Added | Total Members Dropped | Gain/ Loss Members |
|-----------|-----------|---------------|------------------|-------------|-----------------|-------------------|------------------|--------------------|-----------------------|--------------------|
| 2019-2020 | 0         | 1             | -1               | 69          | 1               | 2                 | 5                | 77                 | 147                   | -70                |
| 2020-2021 | 0         | 2             | -2               | 83          | 1               | 3                 | 2                | 89                 | 204                   | -115               |
| 2021-2022 | 0         | 4             | -4               | 88          | 0               | 2                 | 13               | 103                | 179                   | -76                |
| 2022-2023 | 0         | 2             | -2               | 79          | 0               | 2                 | 2                | 83                 | 142                   | -59                |
| 2023-2024 | 0         | 3             | -3               | 61          | 0               | 3                 | 2                | 66                 | 143                   | -77                |
| Average   | 0         | 2             | -2               | 76          | 0               | 2                 | 5                | 84                 | 163                   | -79                |



### Membership Composition June 2024 Cumulative



### Gender Composition June 2024 Cumulative

